

CORA BIKE RACK

PRODUCT SPECIFICATION SHEET



EXPO 1500

MULTIPLE BIKE RACK

The Cora Expo Series is the proven solution where multiple bicycle parking spaces are required. As Australia's most popular bike rack design, the Expo 1500 uses 500mm spacings to ensure AS2890.3 (2015) compliance, and offers an attractive, secure and versatile facility that is designed for ease of use and installation. It can be installed for single or double sided access for maximum space efficiency, and can be used for indoor and outdoor applications.



Capacity

- Single side access - 1 bike in each inside bay and 1 bike on each outside end = 5 spaces
- Double sided access - 1 bike in each inside bay, from each side, and 1 bike on each outside end = 8 spaces

Construction

- Heavy duty high quality steel or 316 stainless steel
- Mainframe 60.3 OD x 3.2 MD. Hangers 20mm round bar

Fixings

- 2 x M10 x 125mm stainless steel anchor bolts with tamper resistant fasteners supplied

Finishes

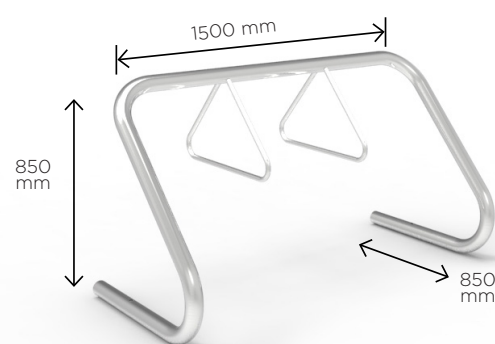
- In Stock - Galvanised
- In Stock - 316 Stainless Steel with Electropolish
- Option - 304 Stainless Steel
- Option - Colour Powder Coat (Cora standard colour range)

Assembly

- Supplied fully welded and assembled

Compliance

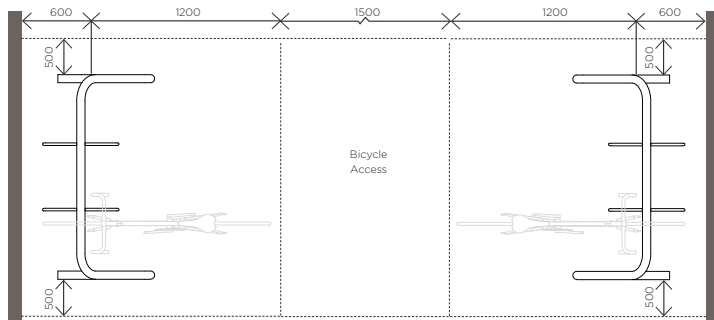
- Rack is AS2890.3 (2015) compliant



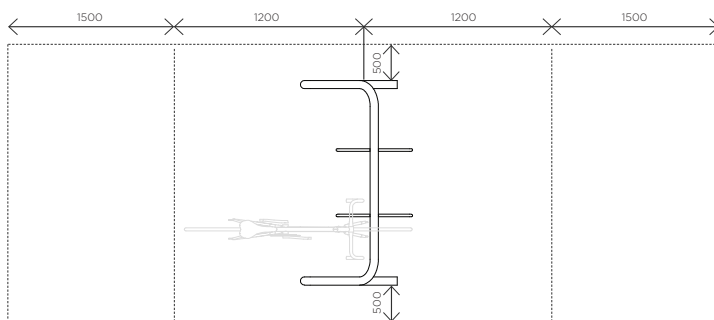
CORA BIKE RACK

PRODUCT SPECIFICATION SHEET

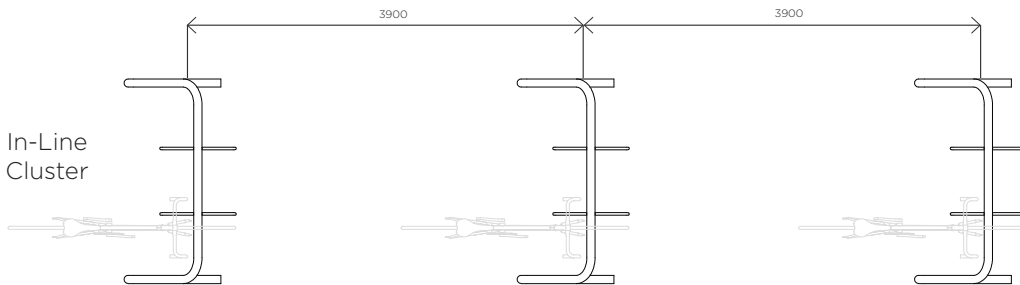
Single
Side
Access



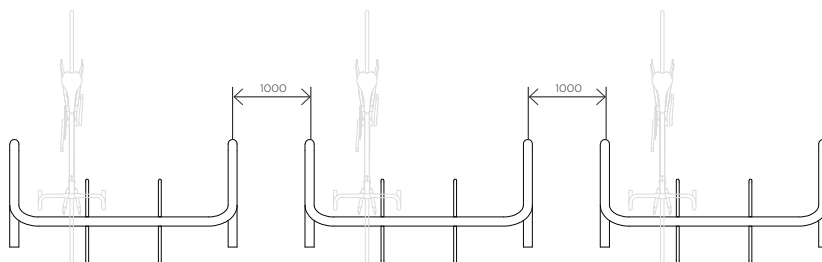
Double
Side
Access



In-Line
Cluster



Parallel
Cluster



To comply with AS2890.3 (2015) Expo 1500 racks should be mounted with the spacings shown.

For specific assembly and installation instructions relating to Expo 1500 racks, please refer to individual instruction information sheets.

Racks should not be installed, based on the information on this sheet alone.



CORA
BIKERACK

PH 1800 249 878

sales@cora.com.au

www.cora.com.au