

CORA BIKE RACK

PRODUCT SPECIFICATION SHEET



EXPO 4506

MULTIPLE BIKE RACK

The Cora Expo Series is the proven solution where multiple bicycle parking spaces are required.

As Australia's most popular bike rack design, the Expo 4506 offers an attractive, secure and versatile facility that offers a compact spacing option for maximum capacity. The Expo Series are designed for ease of use and installation, can be installed for single or double sided access, and can be used for indoor and outdoor applications.



Capacity

- Single side access - 3 bikes across inside bays and 1 bike on each outside end = 5 spaces
- Double sided access - 1 bike in each alternating bay, from each side, and 1 bike on each outside end = 7 spaces

Construction

- Heavy duty high quality steel or 316 stainless steel
- Mainframe 60.3 OD x 3.2 MD. Hangers 20mm round bar

Fixings

- 2 x M10 x 125mm stainless steel anchor bolts with tamper resistant fasteners supplied

Finishes

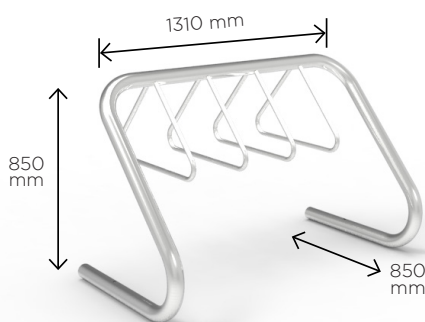
- In Stock - Galvanised
- In Stock - 316 Stainless Steel with Electropolish
- Option - 304 Stainless Steel
- Option - Colour Powder Coat (Cora standard colour range)

Assembly

- Supplied fully welded and assembled

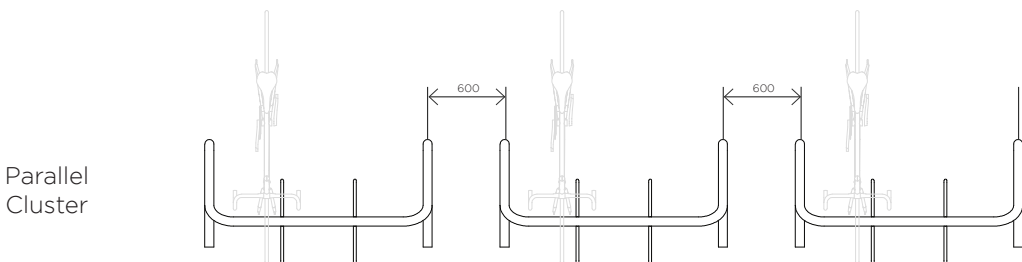
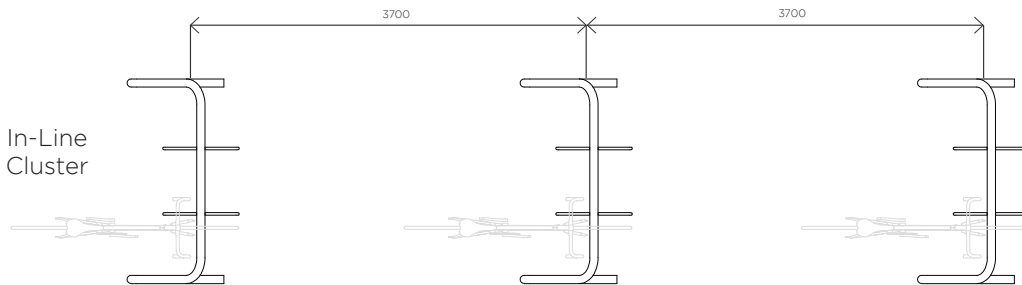
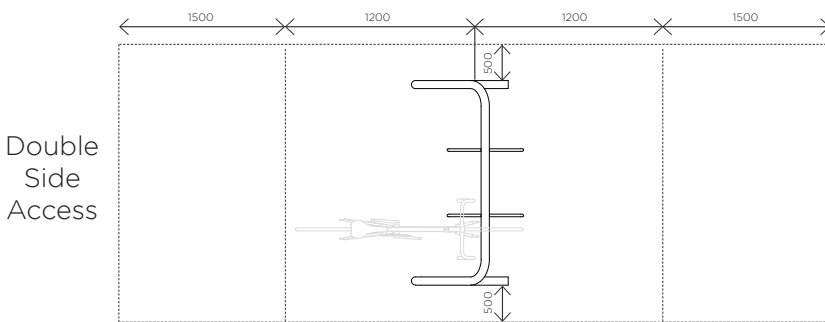
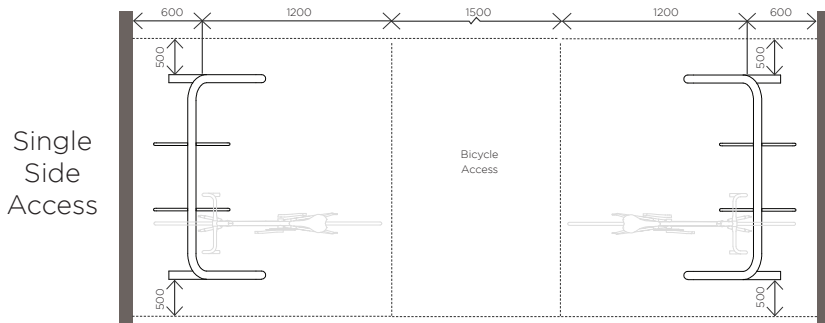
Compliance

- Rack is AS2890.3 (1993) compliant



CORA BIKE RACK

PRODUCT SPECIFICATION SHEET



To comply with AS2890.3 (1993) Expo 4506 rack should be mounted with the spacings shown.

For specific assembly and installation instructions relating to Expo 4506 racks, please refer to individual instruction information sheets.

Racks should not be installed, based on the information on this sheet alone.



CORA
BIKERACK

PH 1800 249 878

sales@cora.com.au

www.cora.com.au